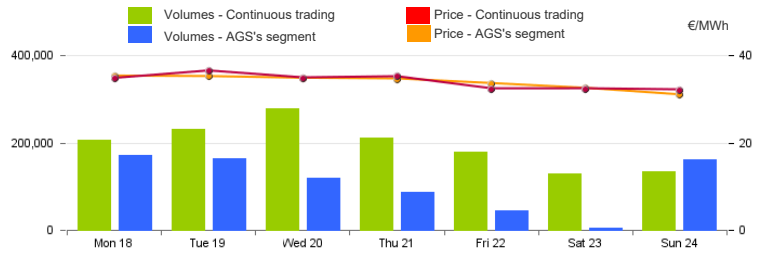


## Spot Gas Market (MP-GAS)

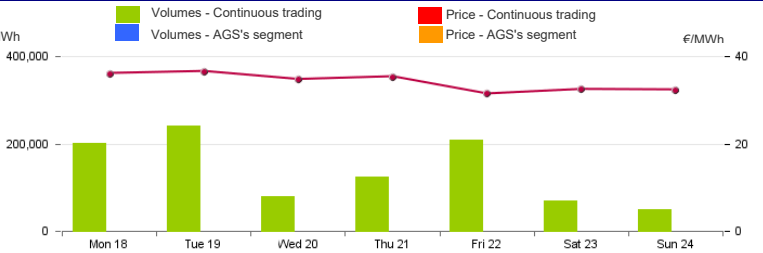
### Day-Ahead Gas Market (MGP-GAS)

	Price. €/MWh				Volumes. MWh			
	Average	Var	Min	Max	Total	Var	Daily Products	WE Product
<b>Continuous trading</b>	<b>33.95</b>	-4.2%	30.50	38.80	<b>1,373,160</b>	-14.5%	1,287,144	86,016
	Price. €/MWh				Volumes. MWh			
	Average	Var	Min	Max	Total	Var	Purchases SRG	Sales SRG
<b>AGS's segment</b>	<b>33.86</b>	-5.8%	31.01	35.30	<b>751,320</b>	-7.0%	590,424	160,896



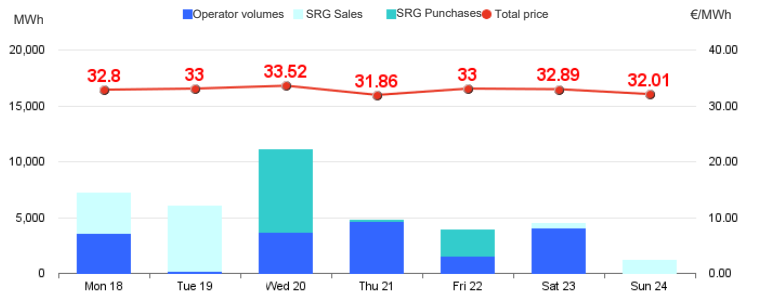
### Intra-Day Gas Market (MI-GAS)

	Price. €/MWh				Volumes. MWh			
	Average	Var	Min	Max	Total	Var	Purchases SRG	Sales SRG
<b>Continuous trading</b>	<b>34.17</b>	-2.9%	30.00	39.65	<b>974,808</b>	+39.5%	-	-
	Price. €/MWh				Volumes. MWh			
	Average	Var	Min	Max	Total	Var	Purchases SRG	Sales SRG
<b>AGS's segment</b>	-	-	-	-	-	-	-	-



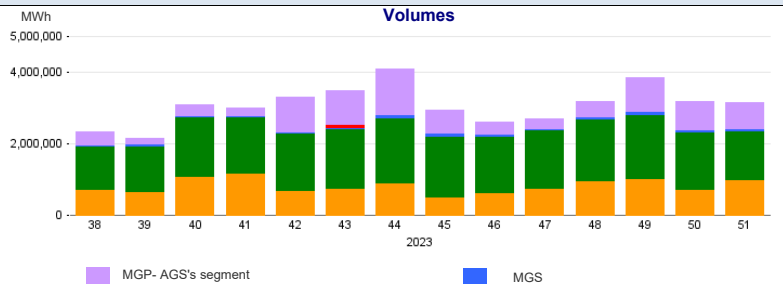
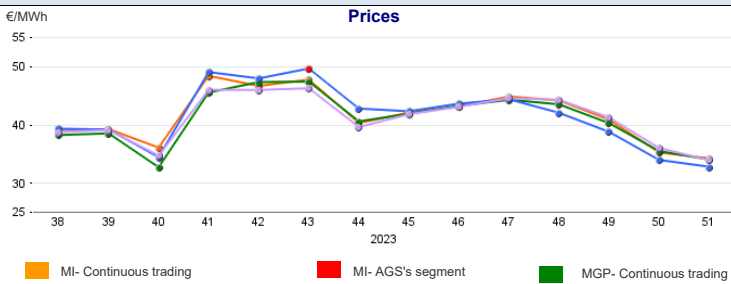
### Market for the trading of gas stored (MGS-GAS)

Week	Storage	51	50
Price. (1) €/MWh	Stogit	32.73	33.90
	Edison Stocaggio	-	-
	<b>Total</b>	<b>32.73</b>	<b>33.90</b>
Volumes. MWh	Stogit	38,572	62,159
	Edison Stocaggio	-	-
	<b>Total</b>	<b>38,572</b>	<b>62,159</b>
SRG Activity. MWh	<b>Purchases</b>	<b>10,021</b>	<b>38,217</b>
	Balancing (2)	10,021	38,217
	Other purposes (3)	-	-
	<b>Sales</b>	<b>11,364</b>	-
	Balancing (2)	11,364	-
Other purposes (3)	-	-	



1) The Total price is calculated as a weighted average price for the total volumes exchanged in each storage system.  
2) To securely manage any expected deviations between overall network injections and withdrawals pursuant to Art. 2.5 of Annex A, AEEGSI's Resolution 312/2016/R/gas  
3) Stored gas trades by Snam Rete Gas (SRG) not included in "Balancing"

### Weekly evolution



## Forward Gas Market (MT-GAS)

Products	Market				OTC		Total		Open interest*			
	Minimum Price	Maximum Price	Check Price*	Trades	Volumes	Registrations	Volumes	Volumes	change %	MWh/d	MWh	
	€/MWh	€/MWh	€/MWh	change %	N.	MWh/d	N.	MWh/d	MWh/d	change %	MWh/d	MWh
BoM-2023-12	-	-	39.31	-	-	-	-	-	-	-	-	-
M-2024-01	-	-	32.83	-15.8%	-	-	-	-	-	-	-	-
M-2024-02	-	-	33.83	-14.4%	-	-	-	-	-	-	-	-
M-2024-03	-	-	33.44	-15.6%	-	-	-	-	-	-	-	-
Q-2024-01	-	-	33.22	-15.5%	-	-	-	-	-	-	-	-
Q-2024-02	-	-	34.61	-14.1%	-	-	-	-	-	-	-	-
Q-2024-03	-	-	34.29	-14.6%	-	-	-	-	-	-	-	-
Q-2024-04	-	-	39.90	-9.5%	-	-	-	-	-	-	-	-
SS-2024	-	-	34.04	-13.6%	-	-	-	-	-	-	-	-
WS-2024/2025	-	-	40.05	-9.3%	-	-	-	-	-	-	-	-
CY-2024	-	-	34.96	-13.1%	-	-	-	-	-	-	-	-
<b>Total</b>											0	0

\*Referred to the last session of the week